




Q to nucleus box

4 New Queen will develop. Old Queen as spare or to produce brood for other colonies

1 Set up a stand & floor at least 1.5 meters away

3 Leave 1 Q-cell in new box add new combs or foundation.



2 Move Q and one frame of sealed brood to nucleus box with nurse bees (shake extra off other frames) and 2 frames of stores to the new position



5



Pagden method

5 Replace Qex and supers feed if no flow (both colonies) remove bottom Qex once Q laying

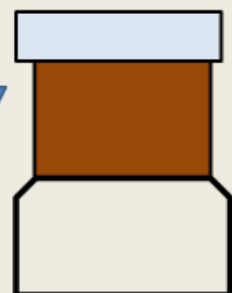
1 Don't panic!

2 Set up a stand & floor at least 1.5 meters away

4 Qex on bottom Put Q in new box add new combs or foundation. NO Q-cells in here



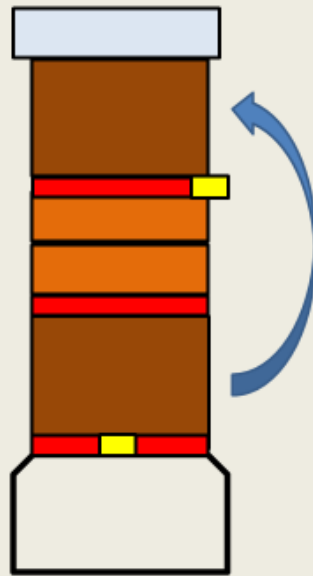
3 Move all the brood and nurse bees to the new position, leave 1 or 2 Q cells





Demarree

1 Qex on bottom
Put Q in new box
add new combs or
foundation.
NO Q-cells in here
Replace Qex and
supers



3 Move all the brood
and nurse bees to the
top, leave 1 or 2 Q cells
remove btm Qex once
old Q is laying (1week)

2 rebuild hive with
entrance above Qex
facing a *different*
way to original

DBKA + BBKA CIC

6



Demarree

- Once new Q is hatched mated and laying can remove old Q and reunite
- Can split the tower and move top Brood box and Q-cell before hatching
- Can't find the Q?
 - With Qex on floor and Brood box in place with some comb/foundation
 - Shake/Brush ALL bees into bottom box
 - Rebuild stack with Brood frames in top box max 2 Q cells
 - Nurse bees will go up to tend brood

DBKA + BBKA CIC

7